

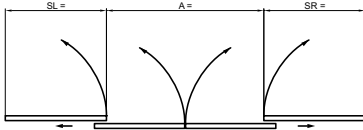
# record TOS

Total opening system for automatic linear sliding doors




## Short Description

With normal sliding doors, fixed side panels block up to two thirds of the passageway. With the record TOS total opening system, however, this area remains fully accessible. The TOS is not only suitable for emergency situations, but also ideal for loading bulky items. Most common applications of the record TOS are in vehicle salesrooms, shopping centres, department stores, furniture outlets, and buildings with high volumes of pedestrian traffic.



The record TOS total opening system is a linear sliding door installation, featuring the ability of door leaves and side panels to be pivoted through 90°, irrespective of the position of the door. This feature is, of course, in addition to their regular, linear opening movement. This makes it optimally suited for use as an escape door. The pivoting leaves can be moved towards the wall to reach the total open position, allowing almost the entire width and height of the passageway to be used. With little constructional outlay, seemingly narrow pedestrian entrances can be turned into wide passageways in a very short time, allowing supply vehicles to pass through, or be used as a full access point for loading purposes.



Flush-fitted door leaf rails allow the floor area to remain clear of obstacles. To close the door again and return to normal sliding operation, just a few simple manipulations are required.

## Key Data D-TOS

- Door opening zone A: 800 – 2500mm
- Headroom G: max. 2500mm
- Escape route height: G – 50mm
- Escape route width: F – 162mm
- Opening speed: up to 0.75 m/s
- Door leaf weight: max. 2 x 100kg
- TÜV approved; registration number 44780 12756612

## Benefits

- If needed, width and height of passage remain almost 100% usable
- Reaching the total open position takes just seconds, and requires only a few simple manipulations
- 100% mechanical break out function is available for emergency and rescue route applications
- At the same time, unobtrusive sliding door operation is provided for pedestrian traffic
- Normal operation using record BDE-D remote

## Options

- MPV multi-point locking (not for drive heights of 108 mm)
- Continuous floor rail
- Mechanical unlocking via Bowden cable inside/outside (HEI/HEA)
- Lead-acid rechargeable battery for emergency opening in the event of power failure (emergency mode is configurable)
- FEM Functionality Expansion Module for third-party applications

# record TOS

Total opening system for automatic linear sliding doors

## General Description

If needed, the record TOS automatic linear sliding door, including side panels, can be swung open by 90° in the direction of escape. If the door is closed, it can easily be moved towards the walls, creating an opening that loses only 50 mm (or 95 mm for 108 mm drive heights) of the clear height of passage (G), and 2 x 81 mm of the clear width of passage (F).

There are basically three drive unit heights to choose from: 108, 150 and 200 mm. The 108 mm version, however, is suitable for only limited TOS use, due to the forces sometimes required in emergency situations. We recommend the use of these drive units for TOS applications only after a thorough assessment of the application under consideration.

The TOS is fitted with a standard record STA 20 drive module. Maximum door leaf weights are 2 x 100 kg, irrespective of the motor fitted. Higher weights cannot be fitted because of the limited swivel capacity of the pivot points. As a result, the maximum opening area for the bilateral sliding D-TOS is 2 500 mm, also with a height of 2 500 mm. The maximum value of the clear width of passage (F), including side panels, is up to 5 300 mm ( $F = 2A + 300$  mm), allowing well over 95% of remaining space to be used as an effective escape route.

The installation has a frame of 30 mm aluminium profiles, and is fitted with 20 mm double glazing, as the TOS is normally used as an exterior door. Should it be required for indoor use, 10 mm single glazing can also be fitted, together with an additional adaptor profile.

The door control is also a standard module from the record system 20 series. The well-known record BDE-D remote control unit, with backlit display and long-established menu navigation, is used and remains unchanged. Together with optional multi-point locking (MPV), the door system enjoys enhanced burglary protection as well as ease of use and convenience. Locking with MPV can be controlled with just one touch on the control display, while the locking process takes place in the standard model electronically and mechanically in two separate steps.



## Standard Equipment:

- Complete bilateral (2-leaf) door installation with side panels, swivels 90° in the direction of escape, 30 mm profile system for 20 mm double glazing (10 mm single glazing with adaptor profile also possible)
- Surface coating
- Basic accessories, BDE-D control unit with display, self-calibrating, adapts to environment

## Trigger Devices:

- Sensory motion detector available in either surface-mounted or recessed versions:
  - record RAD 290 (radar technology)
  - record RIC 290 (combined radar and active infrared)
  - record AIR 290 (active infrared)
- Pressure-sensitive or contactless switch
- Radio button
- Key-operated switch



## Safety Sensor:

- record AIS 290 (monitoring secondary closing edges)

## Assembly Variants

- Lintel installation
- Self-supporting assembly in passage (not for 108 mm drive heights)
- Drive integrated in ceiling

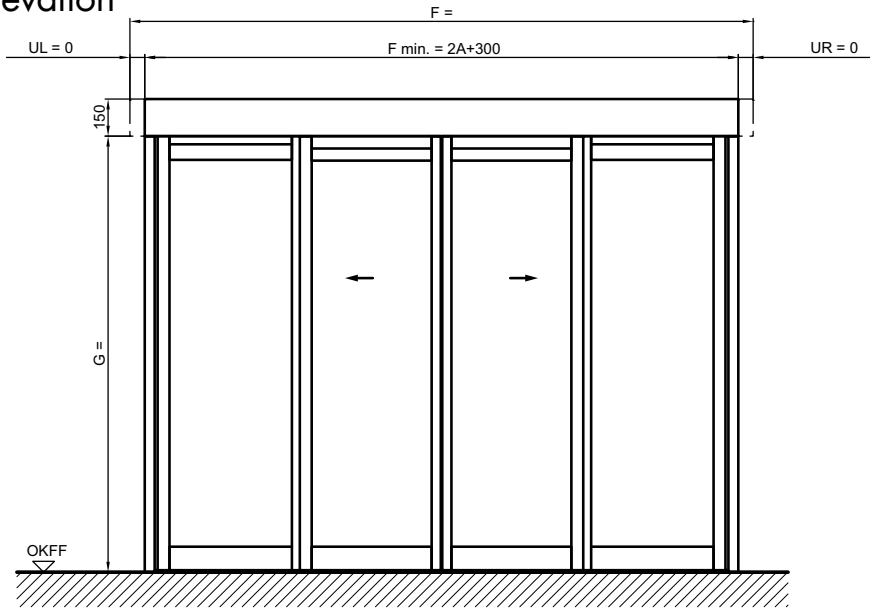
## Note:

Please note that, for reasons of clarity, this fact sheet contains an overview of our most popular version only, i.e. the double-glazed bilateral sliding door with 150 mm drive height. Detailed information and drawings of other versions, such as single leaf sliding doors, or versions with 100% break out function, with or without fixed side panels, are available on request.

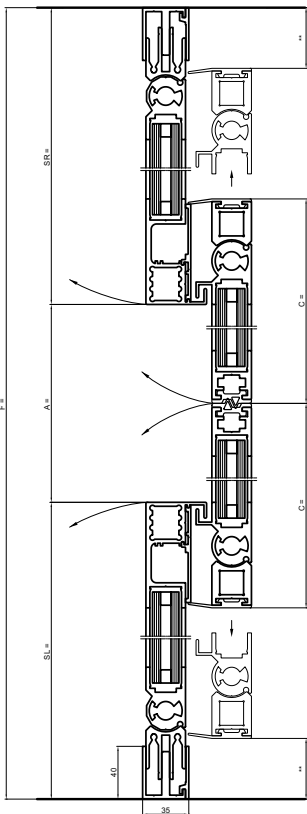
# record TOS

Total opening system for automatic linear sliding doors

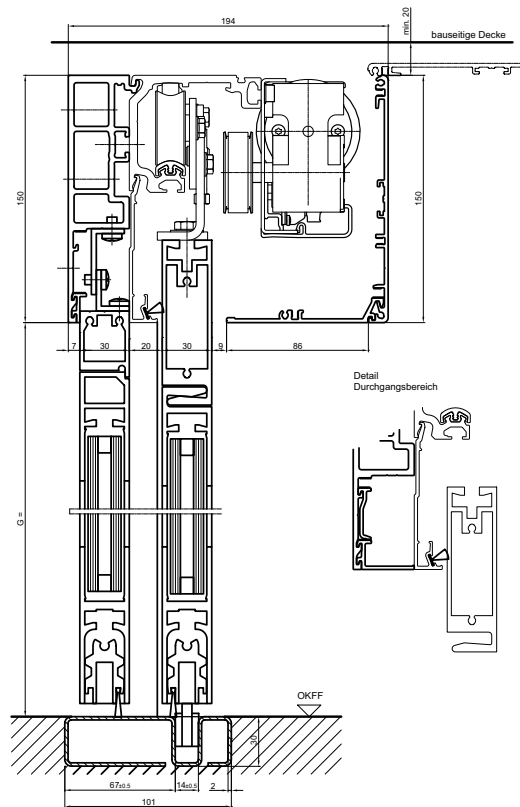
Elevation



Horizontal Section



Vertical Section



record TOS



your global partner for entrance solutions

record group – Allmendstrasse 24 – 8320 Fehraltorf – Switzerland  
 Local sales contacts: [www.record.group/countries](http://www.record.group/countries)

# record TOS

Total opening system for automatic linear sliding doors

## Specifications

### Key Data D-TOS

Opening width A	800 – 2500 mm
Clear height of passage G	max. 2500 mm
Header length F	at least 2A + 300 mm
Total height	G + 108 / 150 / 200 mm
Rescue route width	F – 162 mm
Rescue route height	G – 50 mm (–95 mm for 108 mm drive heights)
Door leaf weights D-TOS	max. 2 x 100 kg

## Electrical Connection Data

### Connection Data

Mains voltage	230VAC, 50 / 60 Hz
Rated power	140 W
Maximum power consumption	330 W
Consumption in standby mode	15 W locked, 20 W on stand-by; including sensors, remote control and locking

## Umweltbedingungen

### Key Data

Temperature range	–15° to +50°C
Humidity range	Up to 85% rel. humidity, non-wetting

## General Technical Characteristics

### Motorisation and Drive

Motor output	Up to 200 W
Gears	Worm gear
Drive	Toothed belt

### Functional Safety

Maximum opening / closing speed	0.75 m / s
Conforms to norms and standards	EN 16005, DIN 18650

### Drive Dimensions

Without side panels (T x H)	157 x 108 / 150 / 200 mm
With side panels (T x H)	194 x 08 / 150 / 200 mm



your global partner for entrance solutions

record group – Allmendstrasse 24 – 8320 Fehraltorf – Switzerland  
Local sales contacts: [www.record.group/countries](http://www.record.group/countries)

record TOS